



Erasmus+

Jean Monnet Activities

Kick-off Meeting 2018

Brussels
29th November 2018

François WILLEKENS
Head of Unit A2
EACEA

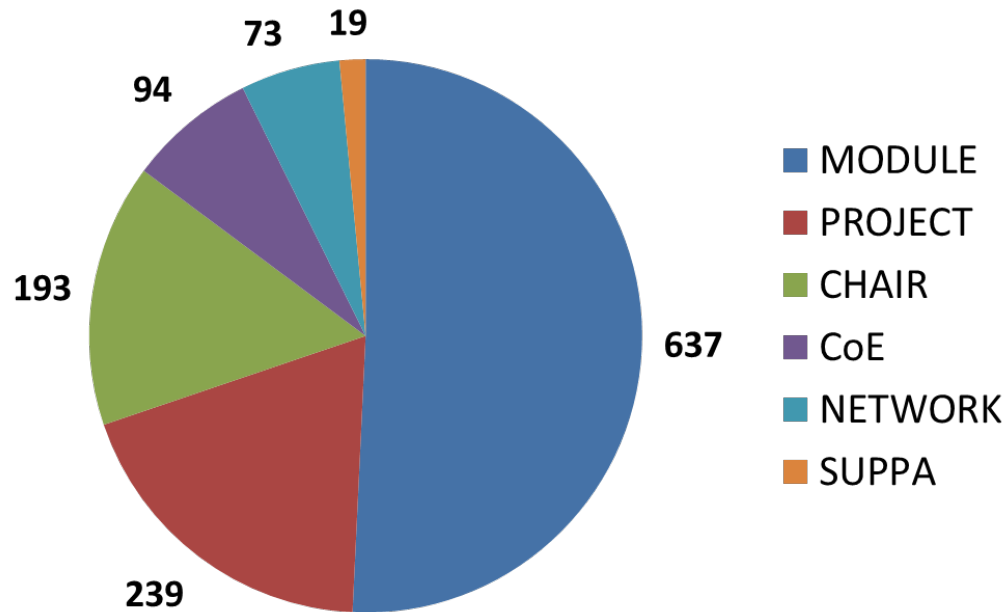


Jean Monnet Selection 2018

A few charts & stats



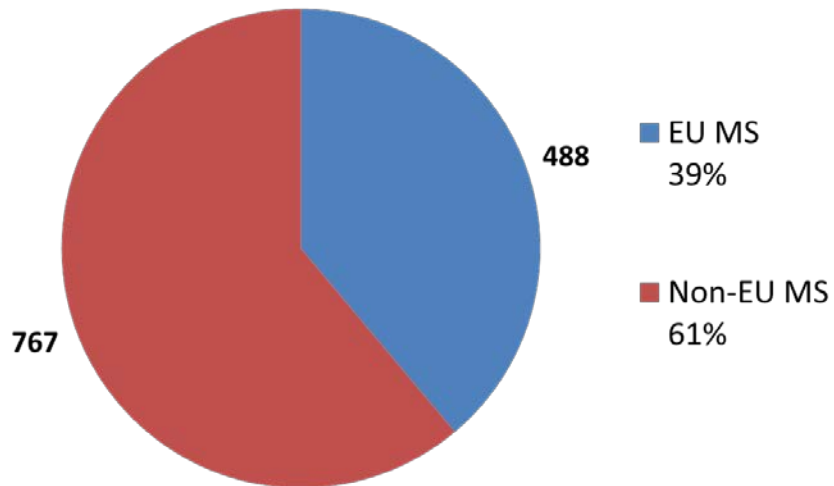
1255 Jean Monnet applications in 2018



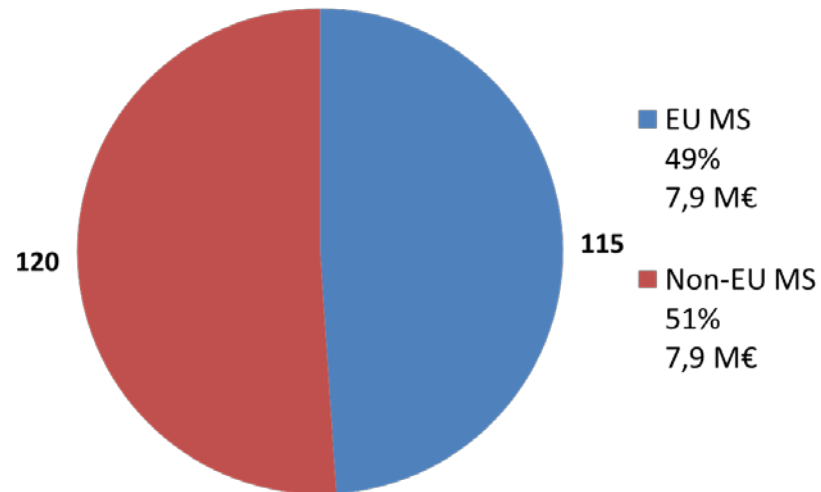
653 Applicant institutions
from 74 countries



1255 Jean Monnet applications in 2018



235 Jean Monnet grants awarded in 2018



Top 5 – Applications 2018

Worldwide

1. Russia (260)
2. Ukraine (165)
3. Italy (125)
4. Spain (70)
5. France (35)

EU MS

1. Italy (125)
2. Spain (70)
3. France (35)
4. Romania (31)
5. Poland (22)

Non-EU MS

1. Russia (260)
2. Ukraine (165)
3. Serbia (31)
4. Kazakhstan (30)
5. United States (27)

Top 5 - Grants Awarded 2018

Worldwide

1. Russia (23)
2. Italy (22)
3. United States (21)
4. Ukraine (14)
5. Australia (12)

EU MS

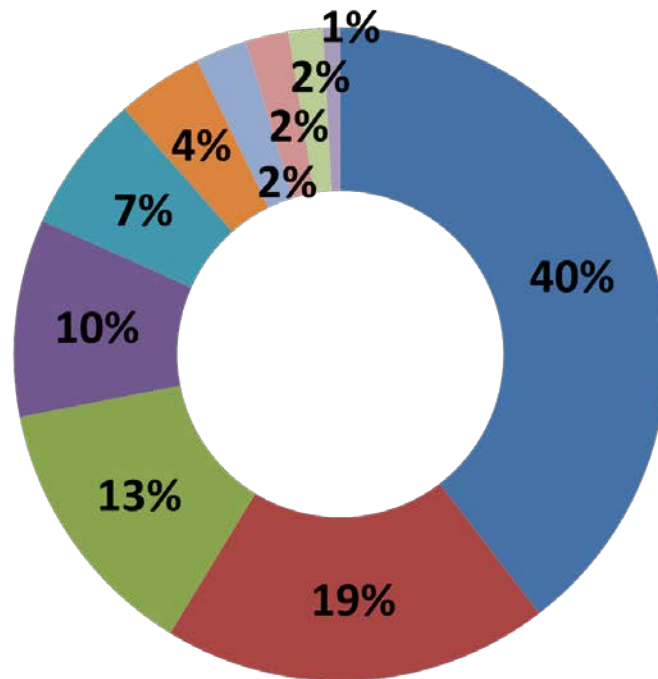
1. Italy (22)
2. France (12)
3. Spain (11)
4. Netherlands (10)
5. Slovakia (9)

Non-EU MS

1. Russia (23)
2. United States (21)
3. Ukraine (14)
4. Australia (12)
5. Taiwan (6)



- EU Interdisciplinary Studies
- EU Legal Studies
- EU International Relations and Diplomacy Studies
- EU Political and Administrative Studies
- EU Economic Studies
- EU and Comparative Regionalism Studies
- Other Studies
- EU Historical Studies
- EU Intercultural Dialogue Studies
- EU Communication and Information Studies



10 Disciplines



Success rate: 19%

EU support
15,8 M€

Prefinancing paid
(70%) 11 M€

189 Grant Beneficiaries
from 49 countries
in the 5 continents

235 Jean Monnet grants awarded in 2018

